

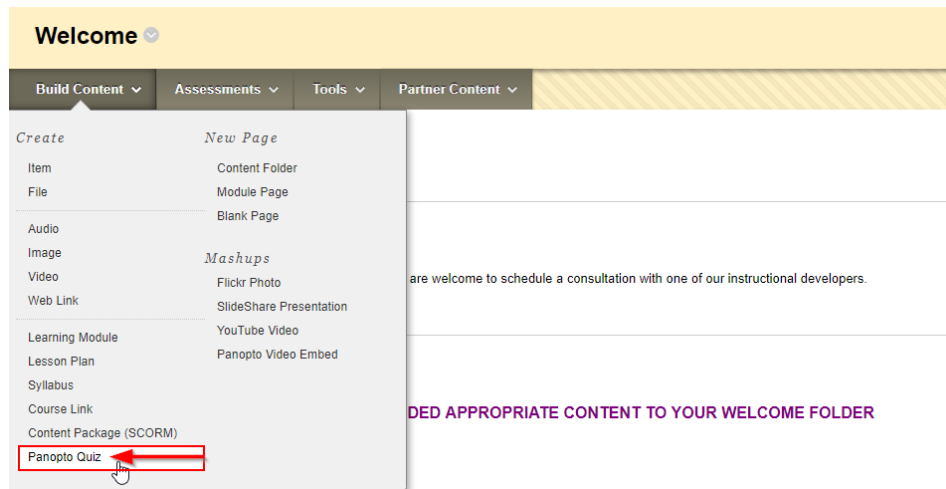
Quick Start Guide

Use a Panopto Quiz as a Blackboard Assessment (Blackboard Gradebook)

Embedding Panopto Content with Quiz

Step 1 – To add the Panopto Quiz Tool to your course first select the area you would like to place the Quiz (this can be a folder, module, or any area in your course where the “Build Content” menu is available).

Step 2 - Click **Build Content**, from the “Create” section of the drop-down, select **Panopto Quiz**.



Step 3 - Create the assessment

Name = Whatever you choose to call it

Enable Evaluation = True

Points Possible = Whatever you choose

Create Panopto Quiz

* Indicates a required field.

INFORMATION

Name:

Color of Name: ☐ Black

Description:
For the toolbar, press ALT+F10 (PC) or ALT+FN+F10 (Mac).

Path:

ATTACHMENTS

Attach File:

GRADING

Points Possible:

Visible to Students: ☒ Yes ☐ No

Due Date:

OPTIONS

Permit Users to View this Content: ☒ Yes ☐ No

Track Number of Views: ☐ Yes ☒ No

Select Date and Time Restrictions: ☐ Display After: ☐ Display Until:



Pitfall Warning:

The new quiz function is a fantastic way to make sure your students remain engaged throughout your Panopto video, however, **please be aware of this important pitfall.**


If you use the Panopto video Mashup (*available in the text tool*) to embed a Panopto video with a quiz, the quiz results will **not** push to the grade center in Blackboard.

It is recommended that you follow the instructions in this instruction sheet to ensure proper quiz function into the Blackboard Grade Center.

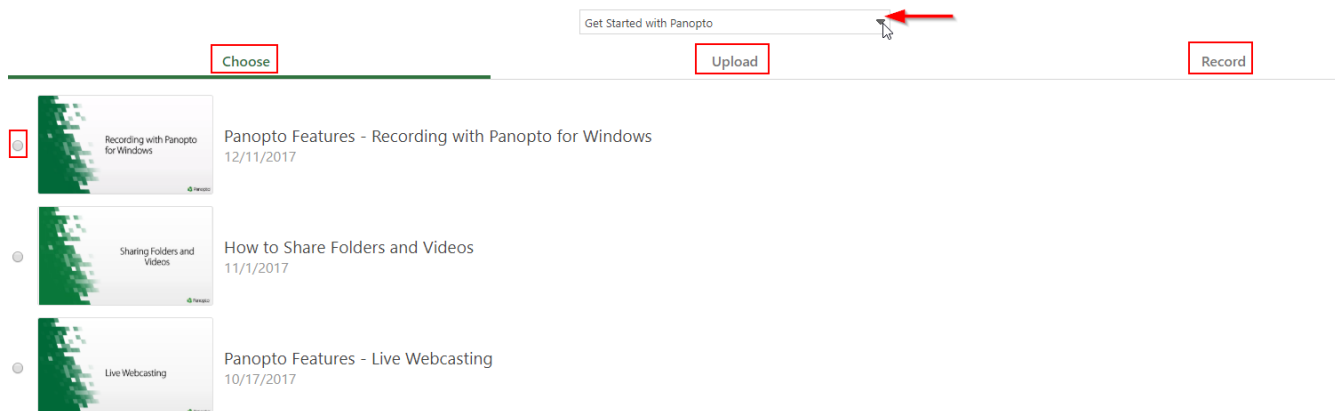
Step 4 - Click **Submit**. This will take you back to the **Content** menu.

Step 5 - Choose the Session to Embed

- Click on the **Assessment** you just created then select the Panopto content.



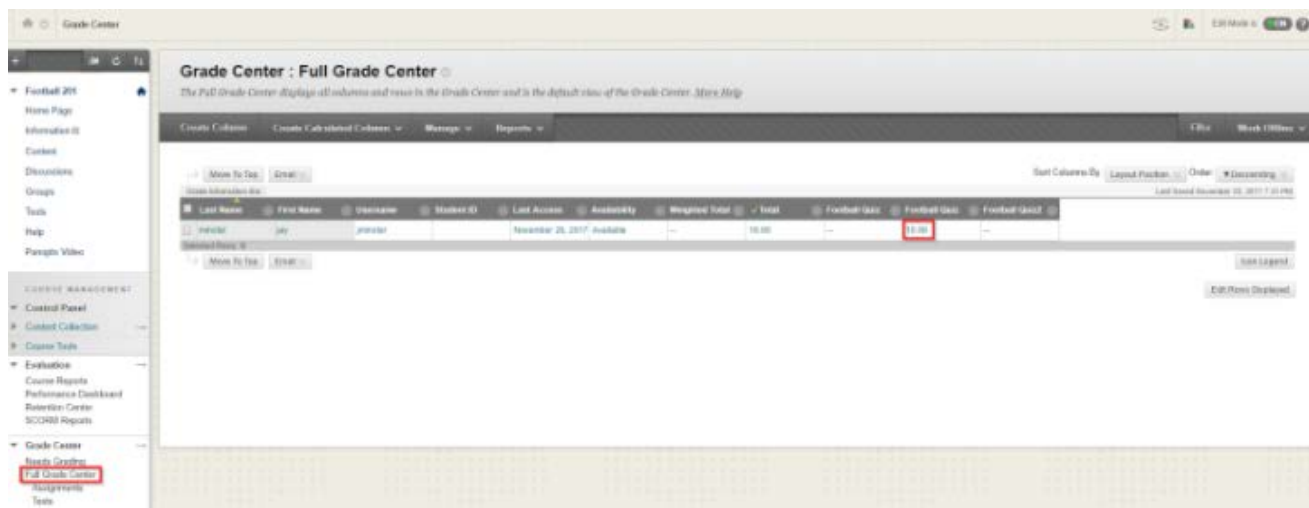
Step 6 - You will be redirected to the Panopto Uploader control to pick your session. (It will default to the folder for the course you are in but you can use the drop-down to select any folder. Click **Insert**).



- Once you have selected it, you will be redirected to an embedded interactive viewer window.

Viewing the Quiz Grades

As an instructor of the course, you can view the grades by clicking on "**Grade Center**" in the left-hand bar and choosing "**Full Grade Center**". (**Note:** You will see a column for each assignment created this way. You will also see the grades once the quizzes have been taken.)



Additional information available:

<https://support.panopto.com/s/article/Use-a-Panopto-Quiz-as-a-Blackboard-Assessment-Blackboard-Gradebook>

How To Video Link:

<https://howtovideos.hosted.panopto.com/Panopto/Pages/Viewer.aspx?id=07dd7db1-34e2-4e20-a56c-a890016fda16>